

Year 5 Autumn Term

Outcome




How are lines used to develop perspective in a drawing?

Concept

Core Knowledge

Skill & Control	Can draw with an increasingly confident awareness of the 2D and 3D geometric forms that comprise forms and objects. Can draw lines, shapes, and forms neatly and evenly with more confidence, blending tones from light to dark smoothly. They control the amount of force and pressure when drawing to understand the difference between sketching and rendering more deliberate marks. Awareness of various mark making techniques for purpose & intention.
Medium	Independently select appropriate media for expression and purpose, taking risks and experimenting with drawing media that are harder to control, such as pieces of card, straws, sticks, and perishable items to create more expression with drawing.
Purpose	Draw for a range of purposes, thinking, designing, creating, realising, imagining. Learn that we all draw differently, and that realism is only one form of drawing. Find and know artists' drawings they like, appreciate and admire to influence their own drawing style.



Vocabulary



Perspective: the art of representing three-dimensional objects on a two-dimensional surface so as to give the right impression of their height, width, depth, and position in relation to each other

Horizon: The line at which the earth's surface and the sky appear to meet

Eyeline: a person's line of sight

Artist

John Lovatt

Van Vogh

